

Verleng systeem voor Acetyleen lassen op rol

Productcode: 1057
Beschikbaarheid: Niet op voorraad



Prijs: 159,00 €

Omschrijving



We kennen allemaal het gemak van verlengkabels en luchtslangen op een rol.



Dit gereedschap is gebaseerd op hetzelfde principe : het verlengt de zuurstof en acetyleen slang met 7,6 meter en is opgerold op een oprolmechanisme.

Als u dus gedaan hebt met lassen trekt u even aan de kabel en het geheel rolt zichzelf opnieuw op. Gedaan met het rondrijden met het zware wagen met beide flessen. Deze kunnen vanaf nu veilig op hun plaats blijven staan ergens aan de zijkant van uw atelier.

Dit gereedschap bespaart u veel tijd, gesleur en maakt uw werkplaats stukken veiliger.

Product galerij





3. Use only the substrate supplied with this tool according to the manufacturer's instructions.

AIR SOURCE

WARNING! Never connect to an air source that is capable of exceeding 900 psi. Over pressurizing the tool may cause bursting, abnormal operation, leakage of the tool or serious injury to persons. Use only clean, dry, regulated compressed air at the rated pressure or within the rated pressure range as marked on the tool. Always verify prior to using the tool that the air source has been adjusted to the rated air pressure or within the rated air pressure range.

SPECIFICATIONS

HOSE LENGTH	MAX PSI	AIR INLET	AIR OUTLET
7.5+1.5 Meters	900 PSI	1/4" BSP	3/8" NPT

SETUP/REPOSITIONING BRACKET

5

MAINTENANCE

WARNING! Do not use the tool if you are unable to see the work area clearly. Do not use the tool in wet conditions or during rain. Do not use the tool in areas with high humidity or high salt content. Do not use the tool in areas with high dust content. Do not use the tool in areas with high temperature. Do not use the tool in areas with high vibration. Do not use the tool in areas with high noise. Do not use the tool in areas with high electromagnetic interference. Do not use the tool in areas with high magnetic fields. Do not use the tool in areas with high radio frequency interference. Do not use the tool in areas with high static electricity. Do not use the tool in areas with high lightning risk. Do not use the tool in areas with high fire risk. Do not use the tool in areas with high explosion risk. Do not use the tool in areas with high chemical risk. Do not use the tool in areas with high biological risk. Do not use the tool in areas with high nuclear risk. Do not use the tool in areas with high radioactive risk. Do not use the tool in areas with high ionizing radiation risk. Do not use the tool in areas with high non-ionizing radiation risk. Do not use the tool in areas with high electromagnetic fields risk. Do not use the tool in areas with high magnetic fields risk. Do not use the tool in areas with high radio frequency fields risk. Do not use the tool in areas with high static electricity risk. Do not use the tool in areas with high lightning risk. Do not use the tool in areas with high fire risk. Do not use the tool in areas with high explosion risk. Do not use the tool in areas with high chemical risk. Do not use the tool in areas with high biological risk. Do not use the tool in areas with high nuclear risk. Do not use the tool in areas with high radioactive risk. Do not use the tool in areas with high ionizing radiation risk. Do not use the tool in areas with high non-ionizing radiation risk.

1. Check the tool and the substrate before you begin work. Make the work area clear of obstacles. Do not use the tool in wet conditions or during rain. Do not use the tool in areas with high humidity or high salt content. Do not use the tool in areas with high dust content. Do not use the tool in areas with high temperature. Do not use the tool in areas with high vibration. Do not use the tool in areas with high noise. Do not use the tool in areas with high electromagnetic interference. Do not use the tool in areas with high magnetic fields. Do not use the tool in areas with high radio frequency interference. Do not use the tool in areas with high static electricity. Do not use the tool in areas with high lightning risk. Do not use the tool in areas with high fire risk. Do not use the tool in areas with high explosion risk. Do not use the tool in areas with high chemical risk. Do not use the tool in areas with high biological risk. Do not use the tool in areas with high nuclear risk. Do not use the tool in areas with high radioactive risk. Do not use the tool in areas with high ionizing radiation risk. Do not use the tool in areas with high non-ionizing radiation risk.

WARNING! Do not use the tool if you are unable to see the work area clearly. Do not use the tool in wet conditions or during rain. Do not use the tool in areas with high humidity or high salt content. Do not use the tool in areas with high dust content. Do not use the tool in areas with high temperature. Do not use the tool in areas with high vibration. Do not use the tool in areas with high noise. Do not use the tool in areas with high electromagnetic interference. Do not use the tool in areas with high magnetic fields. Do not use the tool in areas with high radio frequency interference. Do not use the tool in areas with high static electricity. Do not use the tool in areas with high lightning risk. Do not use the tool in areas with high fire risk. Do not use the tool in areas with high explosion risk. Do not use the tool in areas with high chemical risk. Do not use the tool in areas with high biological risk. Do not use the tool in areas with high nuclear risk. Do not use the tool in areas with high radioactive risk. Do not use the tool in areas with high ionizing radiation risk. Do not use the tool in areas with high non-ionizing radiation risk.

WARNING! Do not use the tool if you are unable to see the work area clearly. Do not use the tool in wet conditions or during rain. Do not use the tool in areas with high humidity or high salt content. Do not use the tool in areas with high dust content. Do not use the tool in areas with high temperature. Do not use the tool in areas with high vibration. Do not use the tool in areas with high noise. Do not use the tool in areas with high electromagnetic interference. Do not use the tool in areas with high magnetic fields. Do not use the tool in areas with high radio frequency interference. Do not use the tool in areas with high static electricity. Do not use the tool in areas with high lightning risk. Do not use the tool in areas with high fire risk. Do not use the tool in areas with high explosion risk. Do not use the tool in areas with high chemical risk. Do not use the tool in areas with high biological risk. Do not use the tool in areas with high nuclear risk. Do not use the tool in areas with high radioactive risk. Do not use the tool in areas with high ionizing radiation risk. Do not use the tool in areas with high non-ionizing radiation risk.