

HOGEDRUKPOMP TANDWIEL VERWIJDER HYUNDAI / KIA

Productcode: 4981
Beschikbaarheid: Niet op voorraad

Prijs: 39,00 €

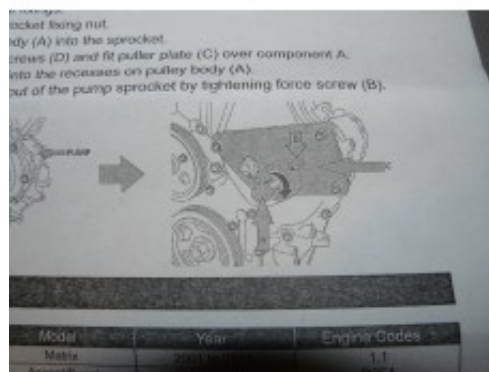


Omschrijving

Voor het verwijderen van het tandwiel van de dieselbrandstofpomp Hyundai en KIA kettingaandrijving CRD-dieselmotoren die voorkomen op 1.1 | 1.4 | 1.5 | 1.6 | 1.7 liter dieselmotoren.

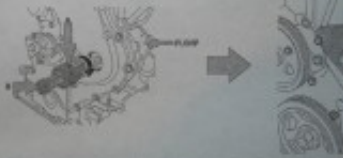
Dit gereedschap is hetzelfde als OEM 09331-2A000

Product galerij



INSTALLATION

- Remove fuel pump fixings.
- Remove pump sprocket fixing nut.
- Screw the pulley body (A) into the sprocket.
- Loosen off clamp screws (D) and fit pulley dial (C) over.
- Tighten screws (D) into the recesses on pulley body (A).
- Push the fuel pump out of the pump sprocket by lightly



Applications

Member No. Model Year

Applications

Manufacturer	Model	Year	Engine Code
Honda	Merlo	2007 to 2011	L1
	Accord/Clamp	2002 to 2010	D3FA
	Dive	2002 to 2009	D3FA/320
	FC	2002 to 2010	D3F
	Starline	2007 to 2010	L4
	DC	2007 to 2010	D4FC/320
	DL	2008 to 2010	L5
	SL	2010 to 2010	L5A
	MS	2010 to 2010	D4FA
	MC	2011 to 2010	D4FA
	SL/Clamp	2010 to 2010	D4FA/30
	Tecno	2010 to 2010	L4
	Clamp	2006 to 2007	D4FA/320
	SL	2005 to 2010	D4FA/30
	Zigzag	2009 to 2011	D4FA/30
Yamaha	Clamp	2007 to 2010	D4FA/320
	Pro-Clamp	2009 to 2010	D4FA/30
	Clamp	2009 to 2010	L1
	Clamp	2010 to 2010	D4FA/320
	Clamp	2010 to 2010	D4FA/30
	Clamp	2010 to 2010	D4FA/320
	Clamp	2010 to 2010	D4FA/30
	Clamp	2010 to 2010	D4FA/320
	Clamp	2010 to 2010	D4FA/30
	Clamp	2010 to 2010	D4FA/320

INSTALLATION


APPLICATIONS

MEMBER NO.

MODEL

YEAR

ENGINE CODE



Applications

Member No. Model Year





Introduction

This kit has been developed to provide a removal and locking solution for the high pressure fuel pump sprocket fitted to the Hyundai and KIA CRD (2001-2016) diesel engines listed below.

The tool allows the fuel pump sprocket to be pulled from the pump whilst holding it in its timed position. This allows the removal of the fuel pump without disturbing the camshaft drive chain.

- Application: chain driven CRD diesel engines 1.1, 1.4, 1.5, 1.6, 1.7
- Access to the engine timing chain requires the removal of the sump which is greatly assisted by using the sump joint separator (OEM 08215-3C300)

Components

Ref	OEM Ref	Description
